

# LipuJet-P-RAP Extension stage 3

## Product information for the product group

### ACO Product benefits

- Easy to transport and assemble (incorporation in individual segments)
- Optimum insertion dimension
- Easier handling due to weight reduction
- Rotatable inlet fitting and stretchable odor trap
- Multifunctional container
- Emptying, cleaning and filling without odor nuisance
- Individually adjustable pre- and after-cleaning times
- Hydromechanical high-pressure interior cleaning – cold water connection only necessary

- Grease separator according to EN 1825 - Nominal Sizes (5,5-22.5)
- With integrated sludge trap
- Container made of polyethylene, in segment construction
- For indoor installation – frost-free
- Fastening set for buoyancy-proof anchoring
- Suction and drainage sump
- Odour-tight maintenance opening (clear width Ø450 mm)
- Odour-tight inspection opening through Inlet and outlet
- Central connection for direct suction with fixed coupling and blind coupling
- Inspection window with wiper
- High-pressure internal cleaning:
  - Motor-driven high-pressure spray head (360° cleaning over two axes)
  - HP (high pressure) pump (nominal pressure 175 bar)
- Filling unit (components with DVGW and KIWA approvals) for automatic refilling:
  - Free-flow valve
  - Pressure reducer with dirt trap
  - Solenoid valve
  - Odour trap
- Level measurement via pneumatic pressure measurement including bubbler injection:
  - Pneumatic box with miniature compressor and pressure sensor
  - Pitot tube
- Shut-off valve in front of the disposal pump
- Disposal pump:
  - Vortex impeller design
  - Three-phase motor
  - Delivery data according to performance diagram
- Control with connection cable 1.5 m
- And CEE plug 16A including phase changer, protection class IP 54
- Pipe connectors on the inlet and outlet with transition seal for pipe OD 210mm
- Execution right or left / following components are to be operated on the right or left to the central axis:
  - Inspection window
  - Direct suction
  - Filling unit
  - High pressure spray head
  - HP pump
  - Pneumatic box
  - Control

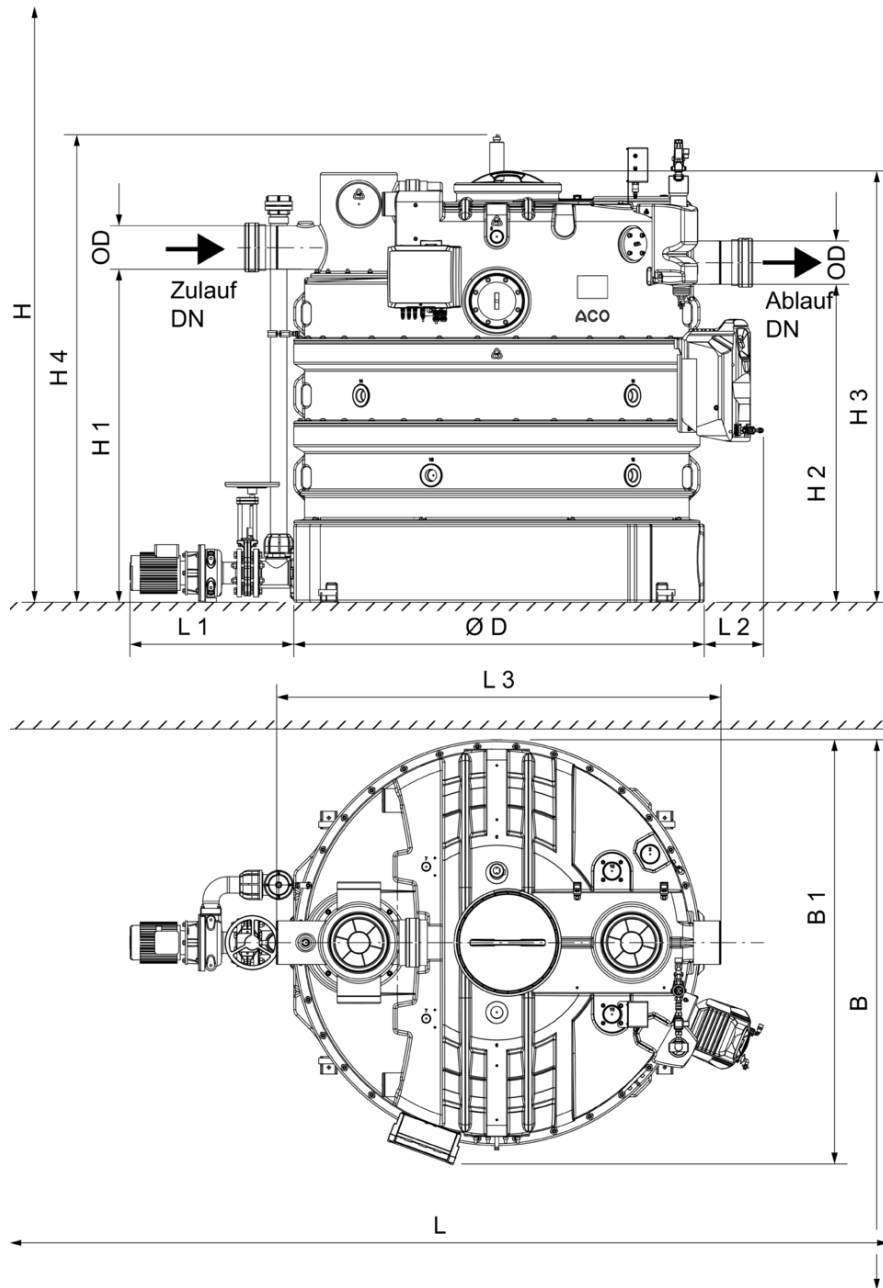


- Declaration of Performance (DoP) No:  
BD-G1-1025
- Connections:
  - Inlet and outlet DN200/OD200 mm
  - Vent DN100/OD110 mm
  - Direct suction with fixed coupling  
Storz-B/2½" and blind coupling
  - Water connection filling unit Rp¾"
  - Bottom outlet Rp1"
- Electrical connection:
  - 400V/50Hz/16A/8.0kW
  - Fusing: 3x16A (slow) or according to  
local conditions

**Item Technical Data 3507.54.10**

Nominal size	Nominal width	Contents			Weight		Operation side
		Sludge trap	Grease store	Overall	Empty	Full	
		[l]	[l]	[l]	[kg]	[kg]	
NS 7	DN 150	730	290	1790	220	2015	left

**Dimensions**

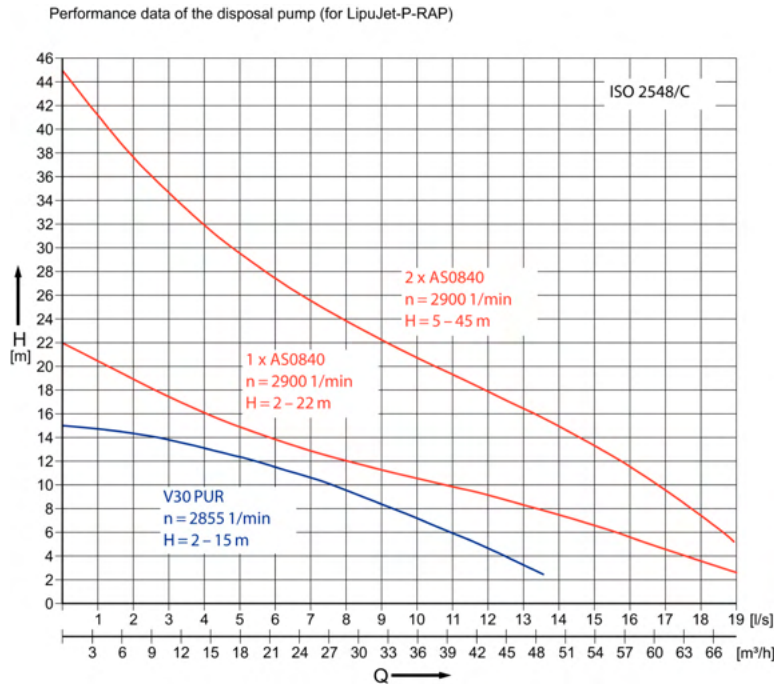


**Nomi-  
 nal size**

**Dimensions**

	L1	L2	L3	H1	H2	H3	H4	D	D1	Z/Anzahl Segmente	B
	[mm]	[mm]	[mm]	[mm]	[mm]	[mm]	[mm]	[mm]	[mm]		[mm]
NS 7	80	80	2050	1240	1170	1685	1830	160	1620	4	1790



**Performance parameters**















H =	Q [l/s]									
	4 m	6 m	8 m	10 m	15 m	20 m	25 m	30 m	35 m	40 m
2 x AS0840	-	18,6 (18,6)	17,7 (17,7)	16,8	14,0	10,5	7,3	4,8	2,9	1,3
1 x AS0840	17,6 (17,6)	15,6 (15,6)	13,4 (13,4)	10,8 (10,8)	4,9 (4,9)	1,3 (1,3)	-	-	-	-
V30 PUR	12,5 (12,5)	11,0 (11,0)	9,3 (9,3)	7,6 (7,6)	0,3 (0,3)	-	-	-	-	-





**Legend:**  
 V30 = standard version  
 AS0840 = optional




**Accessories**

	Description	Used with	Weight	PU	Item number
			[kg]	[piece]	
	<b>Inlet valve DN 200</b> ■ Made out of PVC ■ Push socket 200 mm with lip sealing ring on both sides ■ Total dimensions: 264 x 637 mm (L x H)	■ Wastewater lifting plant <input type="checkbox"/> Multi-Star DDP 1/2 ■ Grease separator made of polyethylene <input type="checkbox"/> From NS 15	8.4	1	0170.20.83
	<b>Sampling pot DN 200</b> ■ For installation of horizontal pipes DN 200 to grease separator ■ Round shape with <input type="checkbox"/> Coupling socket seal (material SBR) on inlet and spigot on outflow <input type="checkbox"/> Odour-proof maintenance opening DN 450	■ Grease separator LipuJet-P <input type="checkbox"/> NS 15 – 22,5	10.3		3300.09.31

Description		Used with	Weight [kg]	PU [piece]	Item number
	<p><b>Sampling pot DN 200</b></p> <ul style="list-style-type: none"> <li>■ For installation in vertical pipes DN 200 going to grease separator</li> <li>■ Round shape with                             <ul style="list-style-type: none"> <li><input type="checkbox"/> Coupling socket seal (material SBR) on inlet and spigot on outflow</li> <li><input type="checkbox"/> Odour-proof maintenance opening DN 450</li> </ul> </li> </ul>	<ul style="list-style-type: none"> <li>■ Grease separator LipuJet-P                             <ul style="list-style-type: none"> <li><input type="checkbox"/> NS 15 – 22,5</li> </ul> </li> </ul>	10.2		3300.10.31
	<p><b>Grease layer thickness measuring device</b></p> <ul style="list-style-type: none"> <li>■ For electronic measurement of layer of grease</li> <li>■ Suitable for liquid and/or congealing grease</li> <li>■ Measuring device with plug and used connecting cable, length: 3 m</li> <li>■ With two voltage-free changeover contacts to display full warning (80%) and advance warning of fill level (50%)</li> <li>■ With visual display of fill level</li> <li>■ With heated probe rod to increase reliability of operation</li> <li>■ Operating voltage: 230VAC/5 VA</li> <li>■ Max consumption approx. 12W</li> </ul>	<ul style="list-style-type: none"> <li>■ LipuJet-P                             <ul style="list-style-type: none"> <li><input type="checkbox"/> Oval NS 1 – 10</li> <li><input type="checkbox"/> Round NS 2 – 22,5</li> </ul> </li> <li>■ LipuJet-S                             <ul style="list-style-type: none"> <li><input type="checkbox"/> Oval NS 1 – 10</li> <li><input type="checkbox"/> Round NS 2 – 20</li> </ul> </li> <li>■ LipuSmart-P                             <ul style="list-style-type: none"> <li><input type="checkbox"/> Oval NS 1 – 10</li> </ul> </li> </ul>	2.8		3300.11.50
	<p><b>Coarse trap DN 200</b></p> <ul style="list-style-type: none"> <li>■ For installation in vertical pipes DN 200 going to grease separator</li> <li>■ Round shape with                             <ul style="list-style-type: none"> <li><input type="checkbox"/> Coupling socket seal (material SBR) on inlet and spigot on outflow</li> <li><input type="checkbox"/> Basket made from stainless steel, material grade 316 to retain coarse substances</li> <li><input type="checkbox"/> Odour-proof maintenance opening DN 450</li> </ul> </li> </ul>	<ul style="list-style-type: none"> <li>■ Grease separator LipuJet-P                             <ul style="list-style-type: none"> <li><input type="checkbox"/> NS 15 – 22,5</li> </ul> </li> </ul>	9.9		3667.00.06
	<p><b>Heating rod</b></p> <ul style="list-style-type: none"> <li>■ To liquefy grease layer</li> <li>■ Incl. control</li> <li>■ Electrical connector                             <ul style="list-style-type: none"> <li><input type="checkbox"/> 400 V/50 Hz/6.0 kW</li> </ul> </li> </ul>	<ul style="list-style-type: none"> <li>■ Grease separators</li> </ul>	15.0		7300.01.00
	<p><b>Connection box</b></p> <ul style="list-style-type: none"> <li>■ For evacuation connection and remote control</li> <li>■ Made from stainless steel, material grade 304</li> <li>■ Fixing: "On wall"</li> <li>■ Dimensions (width x height x depth): 500 x 500 x 160 mm</li> </ul>	<ul style="list-style-type: none"> <li>■ Grease separators</li> <li>■ Starch separators</li> <li>■ LipuLift-P-D/-DA/-DAP</li> </ul>	11.6		7601.80.20
	<p><b>In-wall frame</b></p> <ul style="list-style-type: none"> <li>■ Dimensions (width x height x depth): 565 x 565 x 15 mm</li> </ul>	<ul style="list-style-type: none"> <li>■ Connection box                             <ul style="list-style-type: none"> <li><input type="checkbox"/> 7601.80.20</li> </ul> </li> <li>■ LipuLift-P-D/-DA/-DAP</li> </ul>	1.2		7601.80.21

	Description	Used with	Weight	PU	Item number
			[kg]	[piece]	
	<p><b>Stop valve</b></p> <ul style="list-style-type: none"> <li>■ Made of cast iron</li> <li>■ Penstock plate, spindle made from stainless steel, material grade 304</li> </ul>	<p>Grease separator for free-standing installation;  <input type="checkbox"/> NS 15-20</p>	36.0		7610.00.12
	<p><b>Flange connection part</b></p> <ul style="list-style-type: none"> <li>■ Stainless steel, material grade 304</li> <li>■ Seal: NBR</li> </ul>	<p>Stop valve DN 200;  <input type="checkbox"/> 7610.00.12</p>	12.9		7610.00.13
	<p><b>Connection box</b></p> <ul style="list-style-type: none"> <li>■ For evacuation connection DN 80</li> <li>■ Made from stainless steel, material grade 304</li> <li>■ "On wall" version</li> <li>■ Door stop                             <ul style="list-style-type: none"> <li><input type="checkbox"/> Choice of left or right</li> <li><input type="checkbox"/> Lockable door</li> </ul> </li> <li>■ Dimensions (width x height x depth): 370 x 330 x 250 mm</li> </ul>	<ul style="list-style-type: none"> <li>■ Grease separators                             <ul style="list-style-type: none"> <li><input type="checkbox"/> LipuMax-P-D/DM/DA</li> <li><input type="checkbox"/> LipuJet-P-OD/RD/SD/OM/OMP/RM/RMP</li> <li><input type="checkbox"/> LipuJet-S-OD/RD/SD/OM/OMP/RM/RMP</li> </ul> </li> <li>■ Stach seperators FapuMax-P-DA</li> <li>■ Oil separators Coalisator-P</li> <li>■ LipuLift-P-D/-DA/-DAP</li> </ul>	10.4		7601.80.22
	<p><b>In-wall frame</b></p> <ul style="list-style-type: none"> <li>■ Stainless steel, material grade 304</li> <li>■ Dimensions (width x height x depth): 421 x 381 x 25 mm</li> </ul>	<ul style="list-style-type: none"> <li>■ Connection box                             <ul style="list-style-type: none"> <li><input type="checkbox"/> 7601.80.22</li> </ul> </li> <li>■ LipuLift-P-D/-DA/-DAP</li> </ul>	1.0		7601.80.23
	<p><b>Remote control</b></p> <ul style="list-style-type: none"> <li>■ For internal fitting or fitting in connection boxes</li> <li>■ Control line without protective conductor on-site                             <ul style="list-style-type: none"> <li><input type="checkbox"/> Up to 50 m: 7 x 1.0 mm<sup>2</sup></li> <li><input type="checkbox"/> 50 – 200 m 7 x 1.5 mm<sup>2</sup></li> </ul> </li> </ul>	<p>Grease separator;  <input type="checkbox"/> LipuJet-P OA/OAP/RA/RAP  <input type="checkbox"/> LipuJet-S OA/OAP/RA/RAP  <input type="checkbox"/> LipuMax-P-DA  <input type="checkbox"/> LipuSmart-P-OA/OAP                      ; Starch separator FapuJet</p>	1.0		0150.59.89
	<p><b>Storz coupling for swinging gas lines</b></p> <ul style="list-style-type: none"> <li>■ Storz coupling 75B</li> <li>■ For connection of the disposal vehicle pendulum gas line</li> <li>■ For pipe connection Rp 2 ½" (female thread)</li> </ul>	<ul style="list-style-type: none"> <li>■ For installation in connection box art. no. 7601.80.22</li> </ul>	1.8		0155.32.09

Description	Used with	Weight	PU	Item number
		[kg]	[piece]	
 <p><b>Grease layer thickness measuring device Multi Control</b></p> <ul style="list-style-type: none"> <li>■ To determine the disposal intervals of grease separators</li> <li>■ Suitable for liquid and/or harden fats</li> <li>■ Delineation with colour-touchpanel</li> <li>■ With integrated SD-card (4GB) for recording of the measuring process</li> <li>■ With headed sounding stick (temperature is adjustable) to increase the operation safety</li> <li>■ Three free of potential contacts for output of pre-alarm (adjustable), full-alarm (adjustable) and error</li> <li>■ Measuring stick with adjusting scale</li> <li>■ Delineation with plug-in cable connection, 3 m</li> <li>■ Service voltage: 100 240VAC 50/60 Hz, 2 A</li> <li>■ Power: ca. 43 W</li> </ul>	<ul style="list-style-type: none"> <li>■ LipuJet-P                             <ul style="list-style-type: none"> <li><input type="checkbox"/> Oval NS 1 – NS 30</li> <li><input type="checkbox"/> Round NS 2 – NS 20</li> </ul> </li> <li>■ LipuJet-S                             <ul style="list-style-type: none"> <li><input type="checkbox"/> Oval NS 1 – NS 10</li> <li><input type="checkbox"/> Round NS 2 – NS 20</li> </ul> </li> <li>■ LipuSmart-P                             <ul style="list-style-type: none"> <li><input type="checkbox"/> Oval NS 1 – 10</li> </ul> </li> </ul>	2.7		3300.12.50
 <p><b>Connection box</b></p> <ul style="list-style-type: none"> <li>■ For disposal connection, pendulum gas line (if necessary) and remote control</li> <li>■ From stainless steel, material grade 304</li> <li>■ "Surface mounted" version</li> <li>■ Glass beaded front</li> <li>■ Lockable door, left limit stop</li> <li>■ Dimensions W x H x D: 300 x 725 x 160 mm</li> </ul>	<ul style="list-style-type: none"> <li>■ Grease separator</li> <li>■ Starch separators</li> <li>■ LipuLift-P-D/-DA/-DAP</li> </ul>	10.0		7601.80.24
 <p><b>In-wall frame</b></p> <ul style="list-style-type: none"> <li>■ From stainless steel, material grade 304</li> <li>■ "In-wall" version</li> <li>■ Glass beaded front</li> <li>■ Dimension W x H x D:                             <ul style="list-style-type: none"> <li><input type="checkbox"/> 405 x 830 x 30 mm</li> </ul> </li> </ul>	<ul style="list-style-type: none"> <li>■ Connection box                             <ul style="list-style-type: none"> <li><input type="checkbox"/> 7601.80.24</li> </ul> </li> <li>■ LipuLift-P-D/-DA/-DAP</li> </ul>	2.1		7601.80.25
 <p><b>ACO Ozone Generator</b></p> <ul style="list-style-type: none"> <li>■ ACO Ozone minimizes odors that can arise from grease separators, lifting plants and pumping stations</li> <li>■ Material: acid-resistant stainless steel</li> <li>Consists:                             <ul style="list-style-type: none"> <li>■ ACO Ozone - ozone generator                                     <ul style="list-style-type: none"> <li><input type="checkbox"/> Size (L x W x H): 270 x 100 x 85 mm</li> <li><input type="checkbox"/> Nominal voltage 230 V / 50 Hz</li> <li><input type="checkbox"/> Degree of protection IP20</li> </ul> </li> <li>■ ACO Ozone pump - feed pump                                     <ul style="list-style-type: none"> <li><input type="checkbox"/> Size (L x W x H): 160 x 90 x 90 mm</li> <li><input type="checkbox"/> Integrated filter</li> <li><input type="checkbox"/> Nominal voltage 230 V / 50 Hz</li> <li><input type="checkbox"/> Degree of protection IP54</li> </ul> </li> <li>■ ACO Ozone bracket - wall bracket                                     <ul style="list-style-type: none"> <li><input type="checkbox"/> Size (L x W x H): 295 x 110 x 90 mm</li> </ul> </li> </ul> </li> <li>■ Hoses</li> </ul>	<ul style="list-style-type: none"> <li>■ Grease separators, indoors</li> <li>■ Grease separators, outdoors</li> <li>■ Lifting stations</li> <li>■ Pumping stations</li> </ul>			7980.90.00

Description	Used with	Weight [kg]	PU [piece]	Item number
 <p><b>Message system with GSM module</b></p> <ul style="list-style-type: none"> <li>■ Parameter via app (Android &amp; iOS)</li> <li>■ Mains-independent alarm via 12V lead-gel battery</li> <li>■ Optical and acoustic alarm message</li> <li>■ Freely configurable inputs                             <ul style="list-style-type: none"> <li><input type="checkbox"/> 6 digital inputs with LED status display</li> <li><input type="checkbox"/> 1 analogue</li> </ul> </li> <li>■ 1 alarm output 12 V</li> <li>■ Alarm forwarding via SMS to mobile phones</li> <li>■ For mounting outside the hazardous area</li> <li>■ Housing: 192 x 150(with cable gland) x 100 mm (WxHxD)</li> <li>■ Protective doctor: IP54</li> <li>■ Operating voltage: 230 V/AC 50/60 Hz</li> </ul>	<ul style="list-style-type: none"> <li>■ All grease separators</li> <li>■ Grease layer thickness measuring device</li> <li>■ Pre-tank plants</li> <li>■ Technical processing systems</li> <li>■ Quatrix-K backflow preventer type 3F</li> <li>■ Sinkamat-K (underfloor) duo</li> <li>■ Multi lifting units</li> <li>■ Pumping stations</li> <li>■ Installation sets</li> </ul>	2.0	1	0150.80.14
 <p><b>Connection cable antenna GSM</b></p> <ul style="list-style-type: none"> <li>■ Length incl. connections: approx. 15 m</li> <li>■ Cable type: RG58</li> <li>■ Connections: 1 x SMA plug (SMA/M) and 1 x SMA socket (SMA/F)</li> <li>■ Only one extension cable may be used per GSM module</li> <li>■ Usable in temperature range: -20°C to 85°C</li> </ul>	<ul style="list-style-type: none"> <li>■ GSM - Modul</li> </ul>			0150.83.86
 <p><b>Operating Logbook</b></p> <ul style="list-style-type: none"> <li>■ Contents: Check-list and standard forms to document in-house monitoring, maintenance and disposal relating to the plant as required by DIN 4040-100</li> <li>■ Format: A4 with double filing rings</li> <li>■ Size: 60 pages</li> <li>■ Laid out to cover 5 years</li> </ul>	<ul style="list-style-type: none"> <li>■ Grease separator                             <ul style="list-style-type: none"> <li><input type="checkbox"/> For underground installation</li> <li><input type="checkbox"/> For free-standing installation</li> </ul> </li> </ul>	0.3		0150.45.23

You can find further accessories under → <https://www.buildingdrainage.aco/search/?q=3507.54.10>