

Type C 700 – 3000
Product information
ACO product benefits

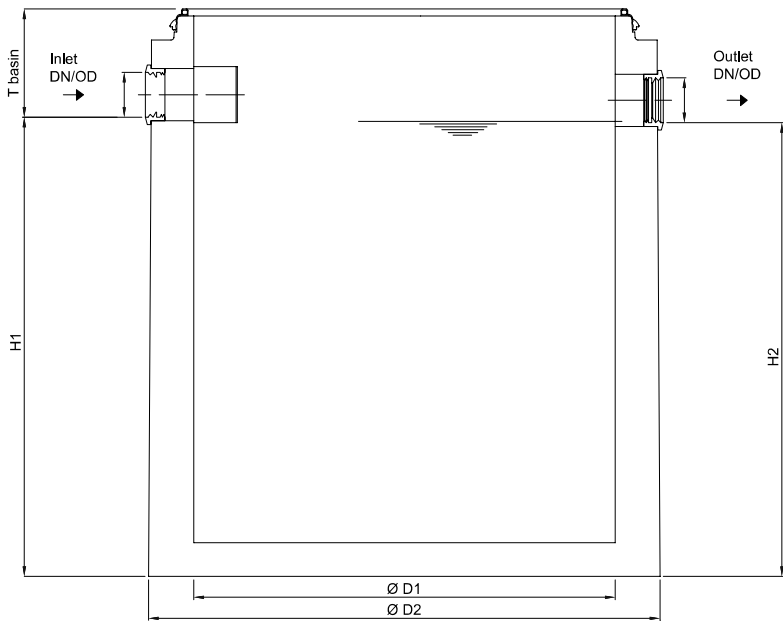
- Complies with quality and test requirements quality standard RAL-GZ 693 for separator systems
- Compatible combination options with Oleopator-C-OST without an integrated sludge trap

- Made of reinforced concrete
- Monolithic construction
- With label "Separator system"
- Placed loosely on top


Order information

Type	Inlet/Outlet DN/OD	Sludge trap contents [l]	Weight	Item number
	[mm]		Bottom part [kg]	
C 700	110	700	1759	725200
	160	700	1756	725201
C 900	110	900	2275	725202
	160	900	2272	725203
C 1500	110	1500	2878	725204
	160	1500	2875	725205
C 3000	160	3000	4206	725208
	200	3000	4206	725209
	250	3000	4208	725210

Dimensions



Type	Item number	Dimension					T _{basin} [mm]	Extension version 1 Item number	Extension version 2 Item number	T _{max} [mm]
		H ₁ [mm]	H ₂ [mm]	D ₁ [mm]	D ₂ [mm]	T _{basin} [mm]				
C 700	725200	1120	1100	1000	1270	365	728000	-	5365	
	725201	1095	1075	1000	1270	390	728000	-	5390	
C 900	725202	1360	1340	1000	1270	400	728000	-	5400	
	725203	1335	1315	1000	1270	425	728000	-	5425	
C 1500	725204	1480	1460	1200	1475	395	728007	728213	5395	
	725205	1520	1500	1200	1475	355	728007	728213	5355	
C 3000	725208	2005	1985	1500	1740	380	728012	728209	5380	
	725209	1985	1965	1500	1740	400	728012	728209	5400	
	725210	1930	1910	1500	1740	455	728012	728209	5455	

Note: $T_{basin} + T_{extension} = T_{total}$
Dimension T can be adjusted to the customer's inlet depth by means of extension parts.

Type C 2000 – 13000
Product information
ACO product benefits

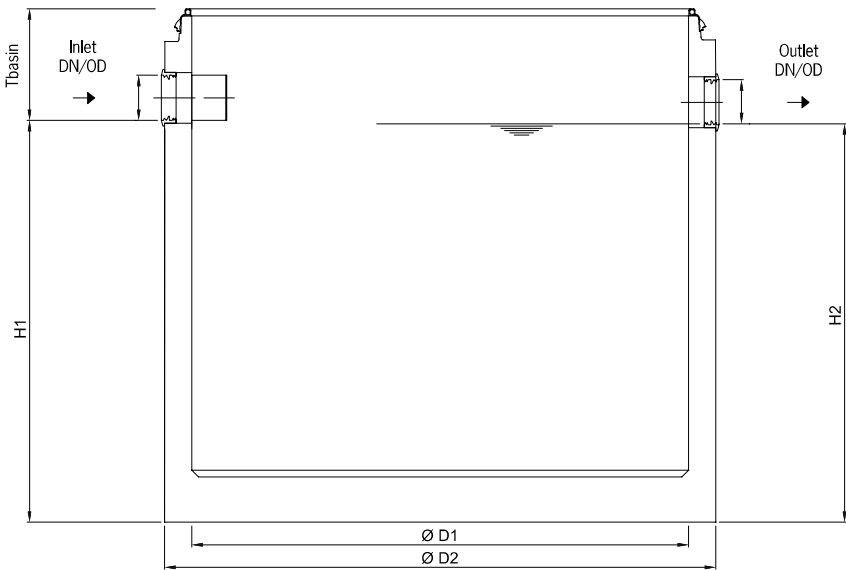
- Complies with quality and test requirements quality standard RAL-GZ 693 for separator systems
- Compatible combination options with Oleopator-C-OST without an integrated sludge trap

- Made of reinforced concrete
- Monolithic construction
- With label "Separator system"
- Placed loosely on top


Round shape
Order information

Type	Inlet/ Outlet DN/OD	Sludge trap contents	Weight		Item number
			Bottom part		
	[mm]	[l]	[kg]		
C 5000	160	5000	6305		725211
	200	5000	6305		725212
	250	5000	6307		725213
	315	5000	6308		725214
	315	5000	6308		725215
C 6000	200	6000	6626		725221
	250	6000	6620		725222
C 6500	400	6500	7427		725223
C 8000	315	8000	7907		725224
	400	8000	7944		725225
C 10000 ¹⁾	160	10000	7953		725226
	200	10000	7960		725227
	250	10000	7974		725228
	315	10000	8505		725229
C 2000	200	2000	3981		725206
C 2500	160	2500	4384		725207
C 13000 ¹⁾	315	13000	15948		725233
	400	13000	16015		725234
	400	13000	16000		725235

Dimensions



Type	Item number	Dimension					Extension version 1 Item number	Extension version 2 Item number	T _{max} [mm]
		H ₁ [mm]	H ₂ [mm]	D ₁ [mm]	D ₂ [mm]	T _{basin} [mm]			
C 5000	725211	1575	1555	2200	2450	480	728026	728214	5480
	725212	1555	1535	2200	2450	500	728026	728214	5500
	725213	1530	1510	2200	2450	525	728026	728214	5525
	725214	1500	1480	2200	2450	555	728026	728214	5555
	725215	1530	1480	2200	2450	525	728026	728214	5525
C 6000	725221	1785	1765	2200	2450	405	728026	728214	5405
	725222	1760	1740	2200	2450	430	728026	728214	5430
C 6500	725223	2000	1980	2200	2450	585	728026	728214	5585
C 8000	725224	2305	2285	2200	2450	540	728026	728214	5540
	725225	2265	2245	2200	2450	580	728026	728214	5580
C 10000 ¹⁾	725226	2780	2760	2200	2450	65	728045	728220	565
	725227	2785	2765	2200	2450	60	728045	728220	560
	725228	2780	2765	2200	2450	65	728045	728220	565
	725229	2780	2765	2200	2450	115	728045	728220	5115
C 2000	725206	1415	1395	1500	1820	395	728012	728209	5395
C 2500	725207	1640	1620	1500	1820	370	728012	728209	5370
C 13000 ¹⁾	725233	2545	2525	2700	3000	410	728000	728004	5410
	725234	2555	2535	2700	3000	400	728000	728004	5400
	725235	2545	2525	2700	3000	400	728000	728004	5400

Note: $T_{basin} + T_{extension} = T_{total}$
Dimension T can be adjusted to the customer's inlet depth by means of extension parts.

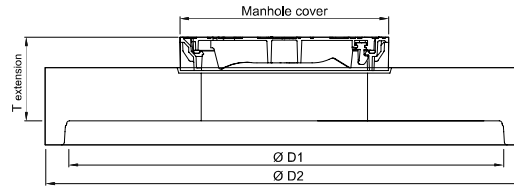
¹⁾ Round version inc. offset.

Extension parts made of reinforced concrete for sludge traps

Extension version 1 as cover plate




Order information

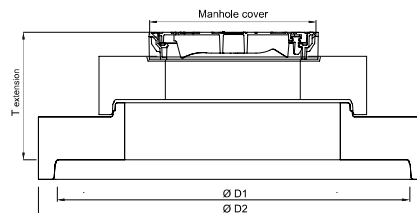


T _{extension} [mm]	Dimension		Manhole cover	Weight [kg]	Item number
	D1 [mm]	D2 [mm]			
305	1000	1270	1 * clear width 600	535	728000
305	1200	1475	1 * clear width 600	808	728007
305	1500	1740	1 * clear width 600	1257	728012
355	2200	2450	1 * clear width 600	2768	728026
355	1750	2050	1 * clear width 600	1968	728039
355	2200	2450	1 * clear width 600	2833	728045

Extension version 2 as transition with cover plate



Order information



T _{extension} [mm]	Dimension		Manhole cover	Weight [kg]	Item number
	D1 [mm]	D2 [mm]			
330	2700	3000	1 * clear width 600	484	728004
650	1500	1740	1 * clear width 600	1575	728209
700	1750	2050	1 * clear width 600	2379	728211
570	1200	1475	1 * clear width 600	966	728213
700	2200	2450	1 * clear width 600	3049	728214
700	2200	2450	1 * clear width 600	3181	728220


Type PR 13 – 18

Product information

ACO product benefits

- Complies with quality and test requirements quality standard RAL-GZ 693 for separator systems
- Compatible combination options with Oleopator-C-OST without an integrated sludge trap

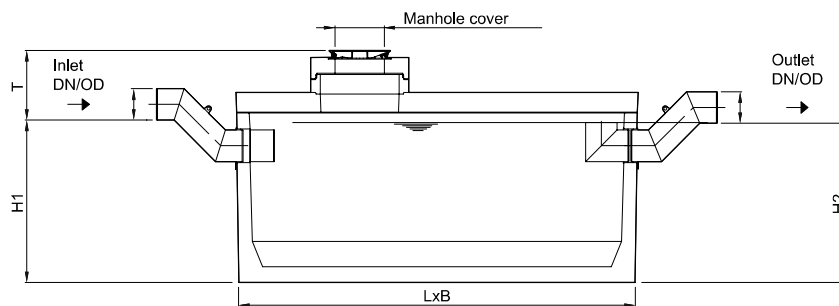
- Made of reinforced concrete
- Monolithic construction
- With label "Separator system"
- Placed loosely on top



Order information

Type	Extension version	Inlet/ Outlet DN/OD [mm]	Sludge trap contents [l]	Suitable for example for nominal size	Weight		Item number
					Heaviest single piece [kg]	Overall [kg]	
PR 13	Extension	315	13000	NS 65	19000	26800	717201
PR 18	Extension 1	400	18000	NS 80 – NS 100	19000	26900	717202

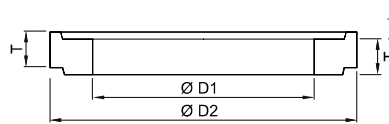
Dimensions



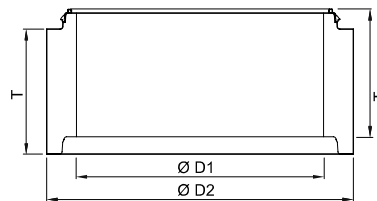
Type	Inlet/ Outlet DN/OD [mm]	Shaft covers	Item number	Dimension					T _{max} [mm]
				L [mm]	B [mm]	H ₁ [mm]	H ₂ [mm]	T [mm]	
PR 13	315	1 * clear width 600	717201	5040	2440	1540	1520	1360	5610
PR 18	400	1 * clear width 600	717202	5040	2440	2070	2030	875	5100

Shaft components made of reinforced concrete
Product information

- To increase and equalise shaft height


Supporting ring as per/similar to DIN 4034 part 1
Order information


Type	Dimension			Position shaft construction for extension version 1 and 2	Total height including mortar joints [mm]	Weight [kg]	Item number
	T [mm]	D1 [mm]	D2 [mm]				
AR-V 625 x 60	60	625	865	Pos. 1	70	50	727400
AR-V 625 x 80	80	625	865	Pos. 1	90	60	727401
AR-V 625 x 100	100	625	865	Pos. 1	110	70	727402
AR-V 625 x 200	200	625	865	Pos. 1	210	140	727403
AR-V 625 x 400	400	625	865	Pos. 1	410	280	727404

Shaft ring with sleeve with seal as per/similar to DIN 4034 part 2
Order information


Type	Dimension			Position shaft construction for extension version 2	Total height including mortar joints [mm]	Weight [kg]	Item number
	T [mm]	D1 [mm]	D2 [mm]				
SR-M 1000 x 250	250	1000	1240	Pos. 2	265	240	728110
SR-M 1000 x 500	500	1000	1240	Pos. 2	515	500	728111
SR-M 1000 x 750	750	1000	1240	Pos. 2	765	750	728112
SR-M 1000 x 1000	1000	1000	1240	Pos. 2	1015	1000	728113